

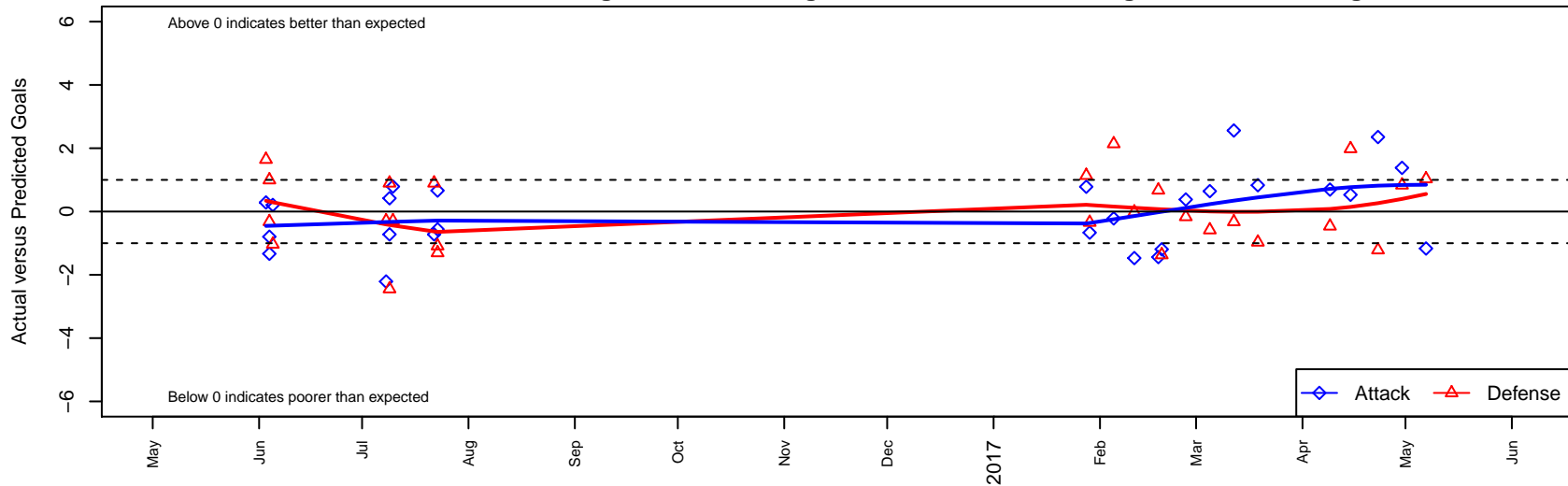
CSC Storm Navy B99

Corvallis SC Storm
 Corvallis, OR
 B99 total strength=1691
 attack=25.07 defense=19.17
 spr league = Win OYS B99 Premier

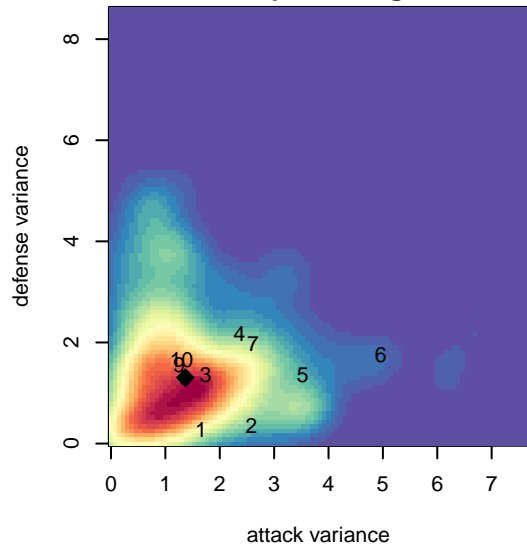
alt names used:
 Corvallis SC 99B
 Corvallis SC 99B

Venues played:
 2016 Showcase of Champions U17 Diamond U
 2016 PCU Summer Classic High School Gold
 2016 Oswego Nike Cup Super Group Gold U19
 2016 Win OYS B99 Premier
 2016 OYS State Cup B99

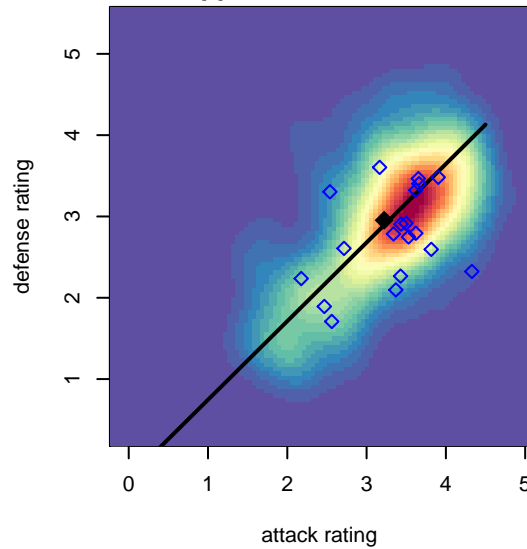
CSC Storm Navy B99
 Dots are actual minus expected GF (blue circles) and GA (red triangles).
 Blue line is smoothed change in attack strength. Red is smoothed change in defense strength.



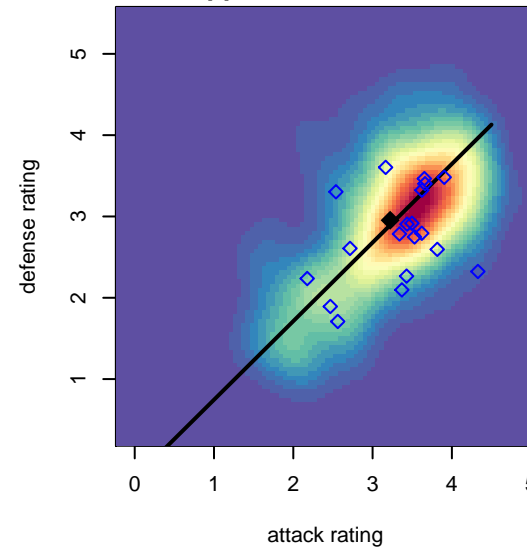
**attack and defense variance (black dot)
relative to other teams
and top 10 in region**



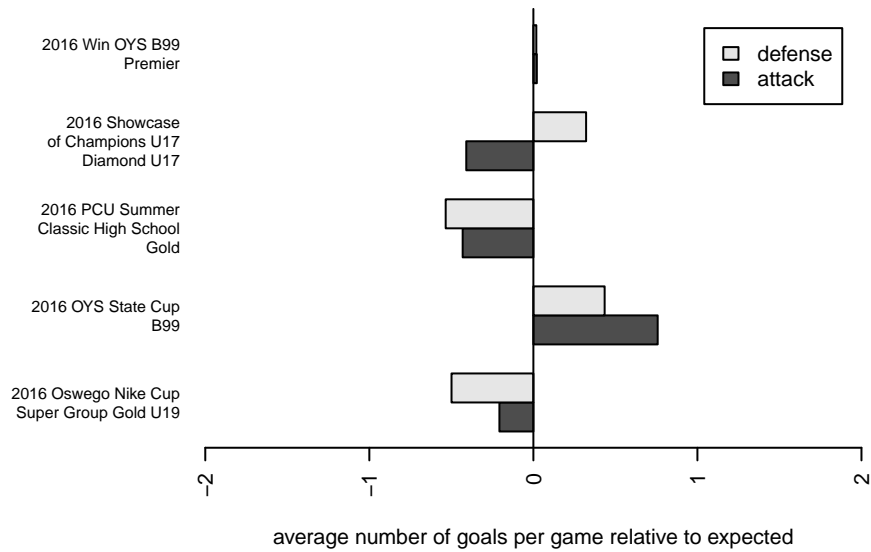
**attack and defense rating
relative to others at age
and all opponents in last 13 months**



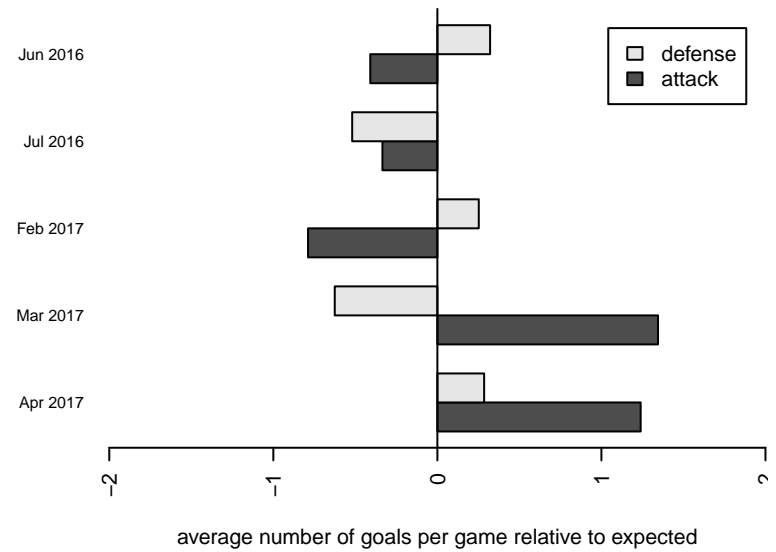
**attack and defense rating
relative to others at age
and all opponents in last 13 months**



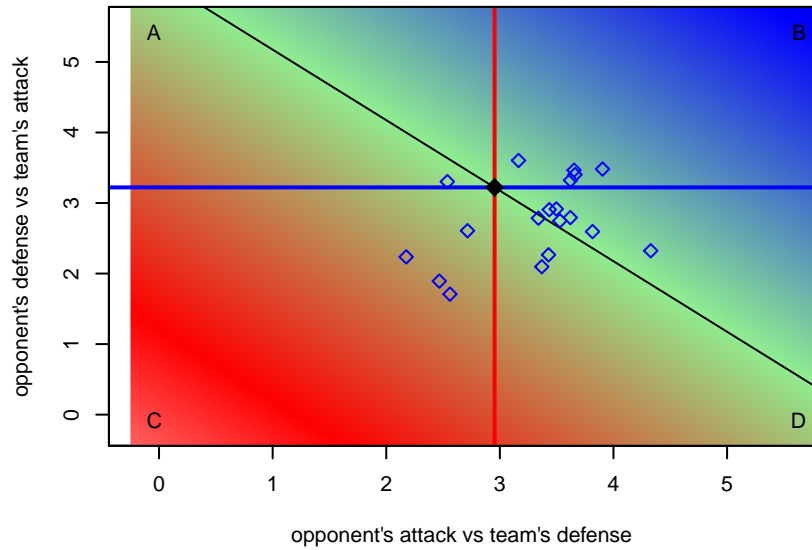
Performance relative to 13 month average



Performance relative to 13 month average



Distribution of opponents
 Red = Lose zone, Blue = Win zone, Green = Even
 Black line separates win/lose zones



lot. A=Neither has attack advantage, B=Opponent has both attack and defense advantage, C=Opponent has both attack and defense disadvantage, D=Both have

date	home		away		venue	pred.home	pred.away
017-05-07	CSC Storm Navy B99	0	Westside Timbers Copa B99	1	2016 OYS State Cup B99	1.17	2.03
017-04-30	GPS Newberg B99	0	CSC Storm Navy B99	3	2016 OYS State Cup B99	0.83	1.62
017-04-23	CSC Storm Navy B99	6	Capital FC Timbers Black B99	2	2016 OYS State Cup B99	3.65	0.79
017-04-15	Santos FC Cruzeiro B99	0	CSC Storm Navy B99	2	2016 OYS State Cup B99	1.98	1.47
017-04-09	CSC Storm Navy B99	3	Crossfire Oregon Green II B99	2	2016 OYS State Cup B99	2.31	1.54
017-03-19	CSC Storm Navy B99	2	Westside Timbers Copa B99	3	2016 Win OYS B99 Premier	1.17	2.03
017-03-12	CSC Storm Navy B99	6	TFA Willamette Juventus B99	1	2016 Win OYS B99 Premier	3.44	0.67
017-03-05	CSC Storm Navy B99	3	Eastside Timbers Red B99	2	2016 Win OYS B99 Premier	2.36	1.42
017-02-26	GPS Newberg B99	1	CSC Storm Navy B99	2	2016 Win OYS B99 Premier	0.83	1.62
017-02-19	PCU Red B99	2	CSC Storm Navy B99	0	2016 Win OYS B99 Premier	0.63	1.19
017-02-18	TFA Willamette Juventus B99	0	CSC Storm Navy B99	2	2016 Win OYS B99 Premier	0.67	3.44
017-02-11	Santos FC Cruzeiro B99	2	CSC Storm Navy B99	0	2016 Win OYS B99 Premier	1.98	1.47
017-02-05	CSC Storm Navy B99	1	Capital FC Timbers Red B99	0	2016 Win OYS B99 Premier	1.22	2.14
017-01-29	CSC Storm Navy B99	1	SFC -Unk B99	3	2016 Win OYS B99 Premier	1.67	2.66
017-01-28	Capital FC Timbers Red B99	1	CSC Storm Navy B99	2	2016 Win OYS B99 Premier	2.14	1.22
016-07-23	CSC Storm Navy B99	1	Washington Timbers Red 2 B98	3	2016 Oswego Nike Cup Super Group Gold U1	1.56	1.70
016-07-23	4-H America B99	5	CSC Storm Navy B99	3	2016 Oswego Nike Cup Super Group Gold U1	3.91	2.34
016-07-22	CSC Storm Navy B99	0	PCU Red B98	1	2016 Oswego Nike Cup Super Group Gold U1	0.72	1.90
016-07-10	PCU Black B98	1	CSC Storm Navy B99	3	2016 PCU Summer Classic High School Gold	0.71	2.21
016-07-09	CSC Storm Navy B99	1	Portland Spartans FC Academy B99	4	2016 PCU Summer Classic High School Gold	0.58	1.55
016-07-09	CSC Storm Navy B99	0	PCU Red B98	1	2016 PCU Summer Classic High School Gold	0.72	1.90
016-07-08	PCU Black B98	1	CSC Storm Navy B99	0	2016 PCU Summer Classic High School Gold	0.71	2.21
016-06-05	CSC Storm Navy B99	1	Crossfire Premier A B00	3	2016 Showcase of Champions U17 Diamond U	0.79	1.96
016-06-04	CSC Storm Navy B99	0	Eastside FC Red B99	1	2016 Showcase of Champions U17 Diamond U	0.80	2.00
016-06-04	CSC Storm Navy B99	0	WA Rush B00	2	2016 Showcase of Champions U17 Diamond U	1.33	1.68
016-06-03	CSC Storm Navy B99	1	GS Surf A B00	1	2016 Showcase of Champions U17 Diamond U	0.71	2.64